



CHIPPING NORTON  
SCHOOL

## **Welcome to Chipping Norton School Art Department**

**We are very excited that you will be joining us in year 7 and look forward to seeing all the creative work that you produce.**

**There are 2 members of staff in the Art Department  
Mrs James & Miss Dunn**

**We look forward to meeting you all in September and we hope you enjoy our Art Transition Task**

## Let Them Eat Cake!

Task : **CREATE** a 3D sculpture of **CAKE** out of found materials.


Consider what kind of cake you want to make and what materials you have at home that you can use to do this. Try to use things that you have at home or can get hold of easily like cardboard, paper, sponges, paper mâché, but you can use any materials you like. Try to think out of the box and use things we would not expect – we love it when students are really **CREATIVE** and innovative. Remember to consider how you will decorate your cake sculpture and the colours you might want to use for this.

The most important thing is to use as much **CREATIVITY** as you.

We would love to see your sculptures when you start Chipping Norton School in September. Please either bring them in on your first timetabled art lesson or photograph them and bring in the photograph.

We look forward to seeing your amazing **CREATIVE** Cake Sculptures. Good Luck!





# One Star Challenge


To achieve one sticker for the Year 7 Passport . . .

Draw or design your cake.

Send your drawings/designs to  
[afaulker@chippingnortonschool.org](mailto:afaulker@chippingnortonschool.org)

Use these  
cake  
sculptures  
as  
inspiration  
for yours





# Two Star Challenge


To achieve two stickers for the Year 7 Passport . . .

Draw or design your cake sculpture and then make it.

Send a picture of your cake to  
[afaulker@chippingnortonschool.org](mailto:afaulker@chippingnortonschool.org)

Use these  
cake  
sculptures  
as  
inspiration  
for yours





# Three Star Challenge

To achieve three stickers for the Year 7 Passport . . .

Draw/Design your cake sculpture, make it and **CREATE** a written storyboard of how you made it (this could be done by using photographs of you making it and writing about them)

Send your storyboard and photos of your cake creation to [afaulkner@chippingnortonschool.org](mailto:afaulkner@chippingnortonschool.org)



Be **CREATIVE** with all areas of your artwork. We look forward to seeing what you **CREATE!**

**Good Luck!**



**EVERYONE ACHIEVING EVERYONE BELONGING**